

31ST JULY 2025



INVESTOR BRIEFING

CEO & CPO



DISCLAIMER

This presentation is issued on behalf of Pennant International Group plc (the “Company”) solely for the purposes of providing existing and prospective investors in the Company with information primarily concerning the Company’s future plans. This presentation does not constitute an admission document or prospectus nor does it constitute or form part of any offer or invitation to sell or issue, or any solicitation of any offer to purchase or subscribe for or otherwise acquire any securities of the Company or of a subsidiary undertaking of the Company, nor does this presentation constitute or form part of any invitation or inducement to engage in investment activity under section 21 of the Financial Services and Markets Act 2000 (“FSMA”), nor does it constitute a recommendation regarding securities of the Company, nor shall it or any part of it form the basis of or be relied on in connection with any contract or investment decision. Nothing in this presentation should be construed as constituting any form of investment advice, recommendation, guidance or proposal of a financial nature in respect of any investment issued by the Company or any transaction in relation to the Company. If you are considering engaging in any investment activity, you should seek appropriate independent advice and make your own assessment.

For the purpose of this notice, “presentation” means this document, any oral presentation, any question and answer session and any written or oral material discussed or distributed during the presentation meetings or any presentation to which this document relates. This presentation may not be copied, distributed, reproduced or passed on, directly or indirectly, in whole or in part, or disclosed by any recipient, to any other person (whether within or outside such person’s organisation or firm) or published in whole or in part, for any purpose or under any circumstances. The information in this presentation is provided as at the date of this presentation, has not been the subject of a structured verification exercise by the Company or its advisers and is subject to material

amendment, updating and change. The Company does not undertake to provide the recipient with access to any additional information or to update this presentation or any additional information or to correct any inaccuracies in any such information which may become apparent. This document sets out certain matters relating to the Company and does not purport to provide a complete description of the Company or the matters the subject of the presentation.

This presentation is only directed to, in the UK (i) persons who, having professional experience in matters relating to investments, are deemed sufficiently expert or sufficiently substantial to understand the risks involved and as such fall within the definition of investment professionals as defined in Article 19(5) of the Financial Services and Markets Act 2000 (Financial Promotion) Order 2005, as amended (the “Order”), (ii) high net worth companies, partnerships and the trustees of high value trusts or unincorporated associations as defined in Article 49(2) (a) to (d) of that Order, and (iii) others to whom it can lawfully be distributed without approval by an authorised person, (each a “Relevant Person”); and, outside of the UK, persons who are “Qualified Investors” within the meaning of the Prospectus Directive (Directive 2003/71/EC and amendments thereto, including Directive 2010/73/EU, to the extent implemented in the relevant member state of the EEA) and any implementing measure in each relevant member state of the European Economic Area.

Any investment or investment activity to which this presentation relates is only available to and will only be engaged in with Relevant Persons and Qualified Investors. Any other persons should not rely on or act upon this presentation. By attending this presentation or accepting a copy of this document, the recipient represents and warrants that they are either a Relevant Person or a Qualified Investor. The information contained in this presentation is not for distribution, directly or indirectly, in or into the USA, Canada, Australia, New Zealand, South

Africa or Japan or in any other country where such distribution may lead to a breach of any law or regulatory requirement. Neither the Company nor any of its advisers or connected persons accepts any liability to any person in relation to the distribution or possession of this presentation to or in any such jurisdiction.

The information described in this presentation may contain information that is confidential, price-sensitive and which has not been publicly disclosed. By your receipt of this presentation you recognise and accept that to extent that the information in this presentation does constitute “inside information” as defined in Article 7 of the Market Abuse Regulation (“UK MAR”) and section 56 of the Criminal Justice Act 1993 (the “CJA”) this presentation constitutes a “market sounding” for the purpose of Article 11 of UK MAR. You recognise and accept that such information is being provided to you by the Company pursuant to Article 11 of UK MAR and you confirm, warrant and undertake that you will not: (i) deal in securities that are price-affected securities (as defined in the CJA) in relation to the inside information, encourage another person to deal in price-affected securities or disclose the information except as permitted by the CJA or UK MAR or before the inside information is made public; (ii) or cancel or amend an order which has already been placed concerning a financial instrument (as defined in UK MAR) to which the inside information relates; (iii) deal or attempt to deal whether on your own account or for a third party directly or indirectly in a financial instrument on the basis of the inside information; (iv) disclose the inside information to another person other than in the normal exercise of your employment, profession or duties; or (v) engage in behaviour based on any inside information which might amount to market abuse or market manipulation for the purposes of UK MAR. You also confirm you will undertake your own assessment of whether you are in possession of inside information and when you cease to be in possession of inside information.

This presentation may contain forward-looking statements

relating to the Company’s expected operations based on management’s current expectations, estimates and projections. Words such as “expects”, “intends”, “plans”, “projects”, “believes”, “estimates”, and similar expressions are used to identify such forward-looking statements. These statements are not warranties or guarantees of future performance and involve certain risks, uncertainties and assumptions that are difficult to predict. Outcomes and results may materially differ from what is expressed or forecast in such forward-looking statements. By their nature forward-looking statements involve risk and uncertainty as they relate to events and depend on circumstances that may occur in the future. Although the Company believes such statements are reasonable, no assurance can be given that these expectations will prove to be correct. There are a number of factors, many of which are beyond the control of the Company, which could cause actual results and developments to differ materially from those expressed or implied by forward-looking statements. No representation or warranty express or implied is made as to the fairness, accuracy or completeness of the information contained in this presentation and no reliance should be placed upon it. Save in the case of fraud, no liability is or will be accepted for such information by the Company, its advisers or any of their respective directors, officers, employees, agents or advisers or any other person. In particular it should be noted that information about past performance is not a guide as to future performance.



PRESENTATION TEAM



Philip Walker – Group CEO

- Originated and implemented strategy to transition Pennant from a project based, capital intensive operation to a high margin software and technical services business.



James St George – Chief Product Officer (CPO)

- Joined Pennant in 2021. Appointed CPO in February 2024.
- Responsible for leading the development of the Auxilium software.

PENNANT



Copyright 2025 © Pennant International Group Plc. All other trademarks are the property of their respective owners.





PENNANT OVERVIEW

WHAT WE DO?

Provides **systems support software**, technical services & training solutions to **defence** agencies and major OEMS

WHY IT MATTERS?

- Improved mission capability/readiness
 - Enabling data driven decisions
 - Reduce total cost of ownership
- Ensuring data integrity and compliance



To **maximize operational efficiency**



GLOBAL BUSINESS
UK (HQ), Canada,
USA, Australia



100+
Employees



REVENUE
80% Defence, 10% Rail,
10% Aerospace



**GEOGRAPHIES
(% REV)**
57% EMEA, 17% APAC, 26% NA



BLUE CHIP CUSTOMERS

DEFENCE



AEROSPACE



RAIL



- Significant organic growth potential within existing client base
- Becoming an enterprise solution of choice



HOW WE OPERATE

“We ensure mission critical systems are where they are needed, when they are needed and that they work.”

We address the market through three key segments:



AUXILIUM SOFTWARE

Our software tools are designed to help clients:

- manage and use complex data.
- ensure equipment availability at optimal cost.
- comply with industry standards.



TECHNICAL SERVICES

Our services support all our software and training solutions, including:

- consultancy
- support & maintenance
- training
- bespoke development



TRAINING SOLUTIONS

Our training solutions provide:

- hardware, software and virtual solutions.
- critical skills training for maintainers and operators of aircraft, ships and land systems.



WHAT IS INTEGRATED PRODUCT SUPPORT (IPS)?

A strategy to ensure that systems are supported efficiently and effectively throughout its lifecycle.

Total Ownership cost - circa 20%

Systems Development – Asset Acquisition

- Engineering for sustainment
- Design for supportability



+


Total Ownership cost –
circa 80%

Systems Support – Operation and maintenance

- Technical documentation
- Supply chain / materials management
- Tools and support equipment including calibration & measurement
- Personnel – resources, health & safety, qualifications & training

=

Mission Capability / Operational Readiness



AUXILIUM



SYSTEMS SUPPORT SOFTWARE



Integration

Common data repository
Single source of truth that ensures traceability and integrity, that support a range of global standards & specifications



Configuration

Logistic Support Analysis (LSA) improves the availability and reliability of systems, by ensuring that maintenance and support are well-planned to optimise cost



Analysis

Model-based supportability and analysis tool to make informed decisions for an asset's life cycle support solution



Authoring & Publishing

For rapid creation of S1000D and ATA Technical manuals, published in PDF or IETP

Auxilium



AUXILIUM PROPOSITION

Licensing

- Flexible licensing model
- Available on subscription basis or perpetual licence
- Can be purchased as individual applications or whole suite
- Deployable on premise or in the cloud

Pricing

- Based on user numbers
- Incentives for whole suite purchase and high user volumes
- Successful migration campaign to target existing OmegaPS users



WORTH THE INVESTMENT

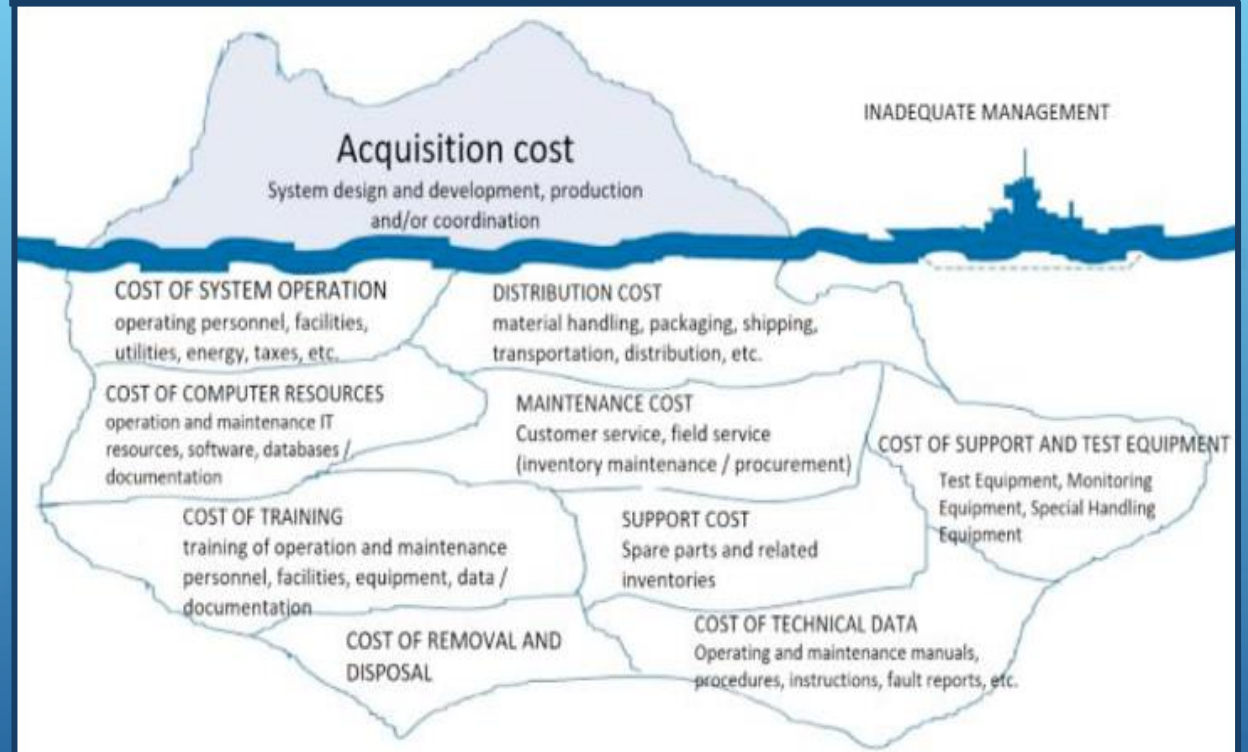
Up to **80%** of the cost to own and operate your equipment can be hidden support costs.

Over a life cycle from concept to end-of-life this can be a significant cost.

An IPS solution is a necessary approach to designing, developing and using support resources.

It is worth the investment upfront and throughout the equipment's life to reduce the overall cost of ownership.

CAUTION – Hidden Costs!



Costs associated with the life cycle of a vessel. Source: (Blanchard, 1991)

INDUSTRY STATISTICS:

- **Maintenance Downtime Reduction: 20-30%**
- **Lifecycle Cost Savings: 10-25%**
- **System Availability Improvement: 15-40%**
- **Technical Documentation Time Saved: 30-50%**
- **Training Time Reduction: 20-35%**
- **Spare Parts Optimization: 15-25%**
- **Integration Reusability: Up to 98% across PLM, IETMs, LSAR**



Save Time. Reduce Cost. Data Driven Decisions.



An operational capability needs to be properly supported to consistently deliver its desired outcomes.



PREVENTION

SERVICE



REPAIR

An operational capability needs to be properly supported to consistently deliver its desired outcomes.



Health and safety
required for the service task



Materials management
hazardous materials
identified, hose shelf life
and fuel storage






Technical documentation


Pre-fueling checks,
refueling procedures,
emergency procedures








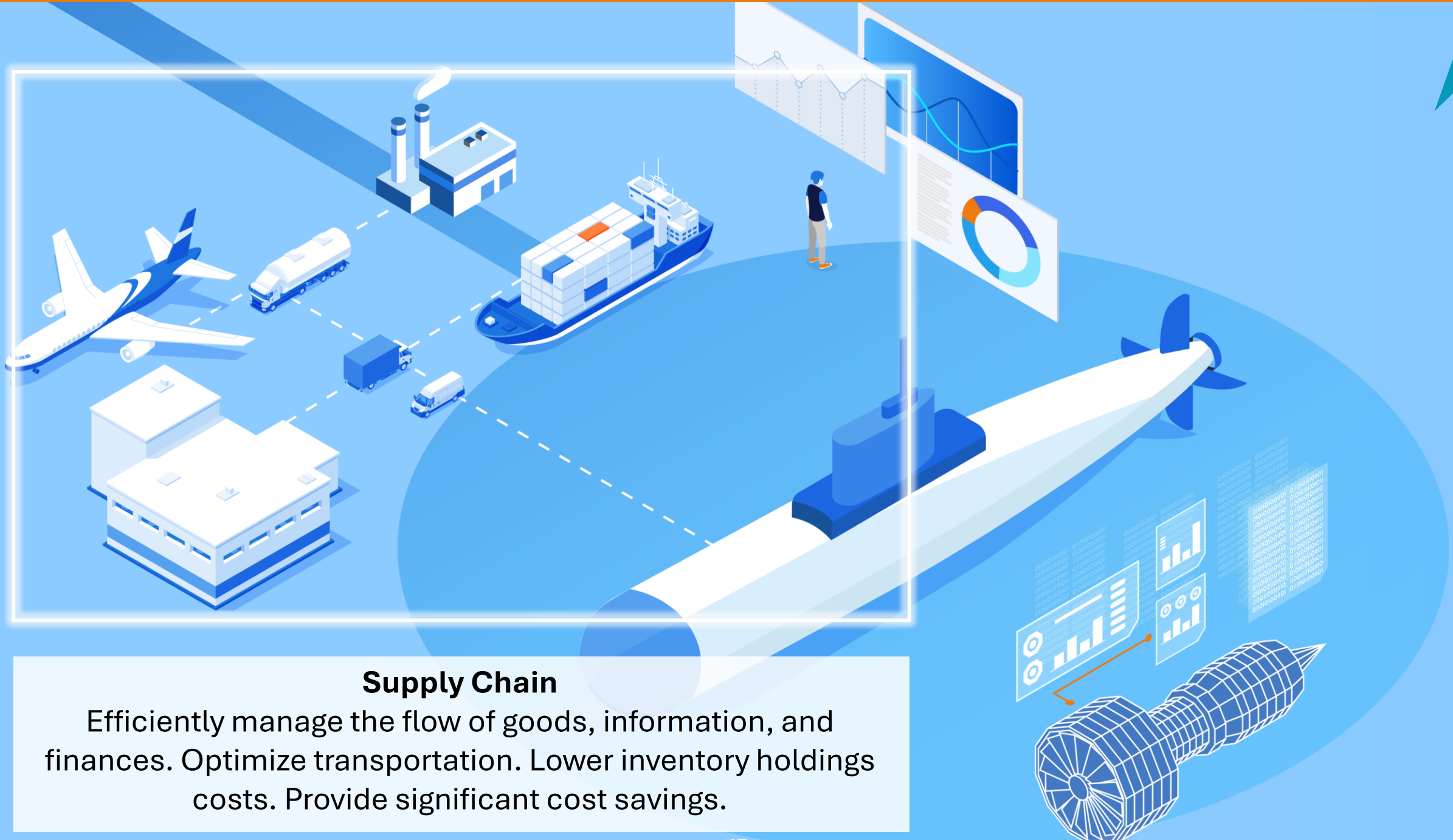
Personnel qualifications
to identify unique physical
or mental attributes



Calibration and measurements required for the service task



**Training requirements
for personnel performing
the task**



Supply Chain

Efficiently manage the flow of goods, information, and finances. Optimize transportation. Lower inventory holdings costs. Provide significant cost savings.



Field feedback data
to measure performance and
improve support solution design

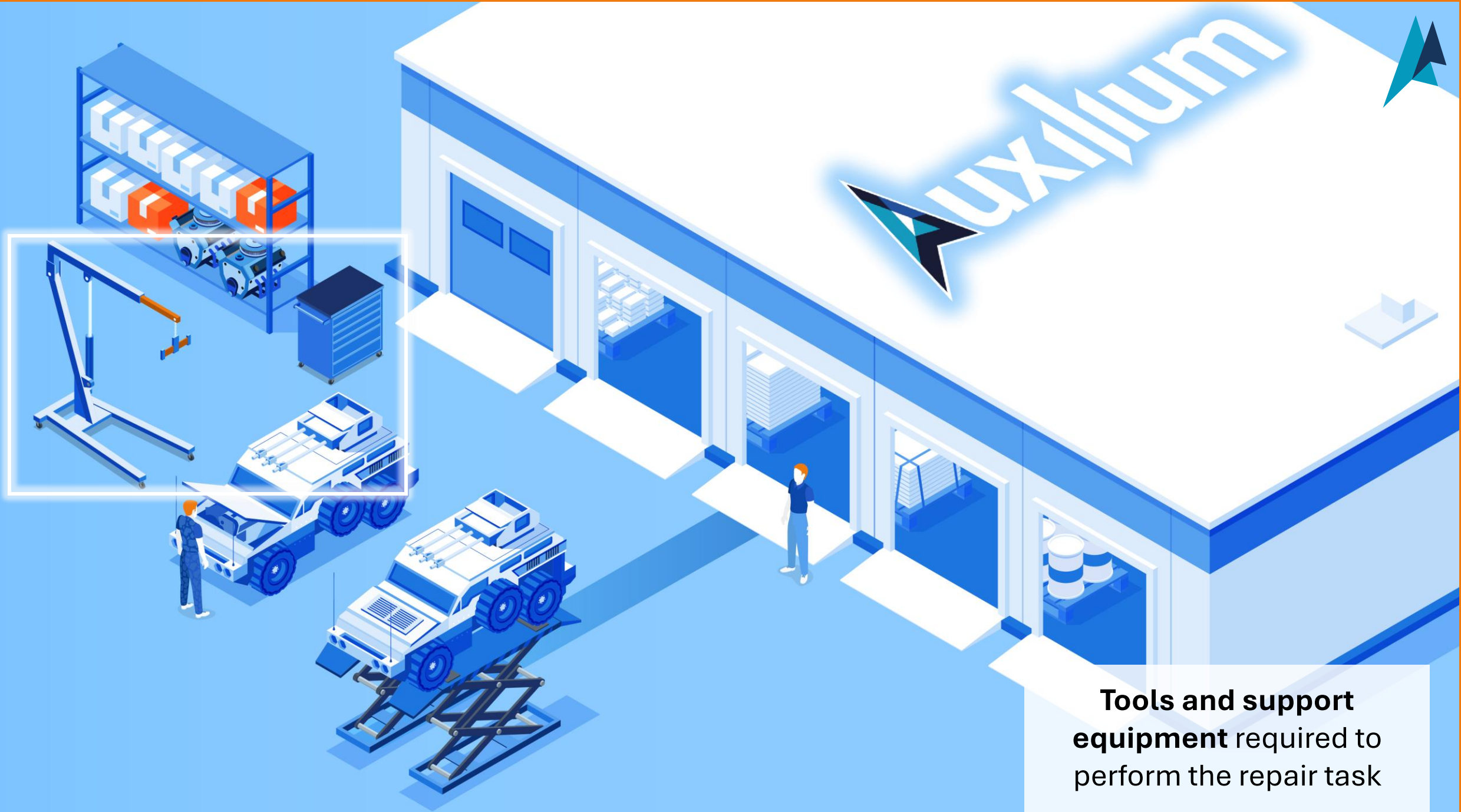




**Personnel required
to quantify and cost
workforce**



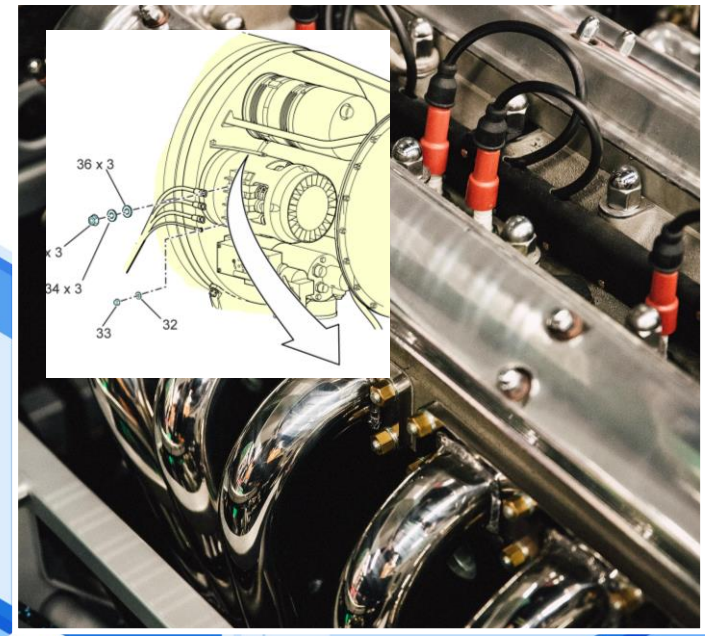
Supply Chain
metrics understood to
mitigate risks




**Tools and support
equipment** required to
perform the repair task



**Facilities and infrastructure
required for repair**



S1000D
interactive electronic
technical publications



**Engineering for
sustainment to improve
support characteristics**



To maximize the operational capability, the support solution **must be designed** through IPS.

Standard Converter

Convert data between international standard and specification formats. Import data from international standard and specification formats to GenS. Export data from GenS to international standard and specification formats.

Session Name: Export T850 [7/30/2025 9:57:48 PM]

Format	Source	Tech. Pub.	Conversion	Status
GENS	T850		1388-2B	In Progress

Details

Source: GenS LPD

Project: T850 Project

Product: T850

Configuration: 1388

LCN: to ALC: to UOC: PCCN:

Destination: MIL-STD-1388-2B

C:\Users\James\STG\Desktop\T850.dat

Tech Pub:

Project Stats

Functional Areas

A B C E

F G H J

S U X

Add GenS LPD

Add Local File

Reset

Remove

2022 2023 2024 2025 2026 2027 2028 2029 2030

\$0 \$3,750,752 \$21,896,592 \$40,791,517 \$60,275,870 \$76,666,765 \$77,996,143 \$79,348,665 \$80,724,730 \$81,542,125 \$82,360,520 \$83,178,915 \$84,000,000 \$84,822,000 \$85,644,000 \$86,466,000 \$87,288,000 \$88,110,000 \$88,932,000 \$89,754,000 \$90,576,000 \$91,398,000 \$92,220,000 \$93,042,000 \$93,866,000 \$94,690,000 \$95,514,000 \$96,338,000 \$97,162,000 \$97,986,000 \$98,810,000 \$99,634,000 \$100,458,000 \$101,282,000 \$102,106,000 \$102,930,000 \$103,754,000 \$104,578,000 \$105,402,000 \$106,226,000 \$107,050,000 \$107,874,000 \$108,698,000 \$109,522,000 \$110,346,000 \$111,170,000 \$111,994,000 \$112,818,000 \$113,642,000 \$114,466,000 \$115,290,000 \$116,114,000 \$116,938,000 \$117,762,000 \$118,586,000 \$119,410,000 \$120,234,000 \$121,058,000 \$121,882,000 \$122,706,000 \$123,530,000 \$124,354,000 \$125,178,000 \$126,002,000 \$126,826,000 \$127,650,000 \$128,474,000 \$129,298,000 \$130,122,000 \$130,946,000 \$131,770,000 \$132,594,000 \$133,418,000 \$134,242,000 \$135,066,000 \$135,890,000 \$136,714,000 \$137,538,000 \$138,362,000 \$139,186,000 \$140,010,000 \$140,834,000 \$141,658,000 \$142,482,000 \$143,306,000 \$144,130,000 \$144,954,000 \$145,778,000 \$146,602,000 \$147,426,000 \$148,250,000 \$149,074,000 \$149,898,000 \$150,722,000 \$151,546,000 \$152,370,000 \$153,194,000 \$154,018,000 \$154,842,000 \$155,666,000 \$156,490,000 \$157,314,000 \$158,138,000 \$158,962,000 \$159,786,000 \$160,610,000 \$161,434,000 \$162,258,000 \$163,082,000 \$163,906,000 \$164,730,000 \$165,554,000 \$166,378,000 \$167,202,000 \$168,026,000 \$168,850,000 \$169,674,000 \$170,498,000 \$171,322,000 \$172,146,000 \$172,970,000 \$173,794,000 \$174,618,000 \$175,442,000 \$176,266,000 \$177,090,000 \$177,914,000 \$178,738,000 \$179,562,000 \$180,386,000 \$181,210,000 \$182,034,000 \$182,858,000 \$183,682,000 \$184,506,000 \$185,330,000 \$186,154,000 \$186,978,000 \$187,802,000 \$188,626,000 \$189,450,000 \$190,274,000 \$191,098,000 \$191,922,000 \$192,746,000 \$193,570,000 \$194,394,000 \$195,218,000 \$196,042,000 \$196,866,000 \$197,690,000 \$198,514,000 \$199,338,000 \$200,162,000 \$200,986,000 \$201,810,000 \$202,634,000 \$203,458,000 \$204,282,000 \$205,106,000 \$205,930,000 \$206,754,000 \$207,578,000 \$208,402,000 \$209,226,000 \$210,050,000 \$210,874,000 \$211,698,000 \$212,522,000 \$213,346,000 \$214,170,000 \$214,994,000 \$215,818,000 \$216,642,000 \$217,466,000 \$218,290,000 \$219,114,000 \$219,938,000 \$220,762,000 \$221,586,000 \$222,410,000 \$223,234,000 \$224,058,000 \$224,882,000 \$225,706,000 \$226,530,000 \$227,354,000 \$228,178,000 \$229,002,000 \$229,826,000 \$230,650,000 \$231,474,000 \$232,298,000 \$233,122,000 \$233,946,000 \$234,770,000 \$235,594,000 \$236,418,000 \$237,242,000 \$238,066,000 \$238,890,000 \$239,714,000 \$240,538,000 \$241,362,000 \$242,186,000 \$243,010,000 \$243,834,000 \$244,658,000 \$245,482,000 \$246,306,000 \$247,130,000 \$247,954,000 \$248,778,000 \$249,602,000 \$250,426,000 \$251,250,000 \$252,074,000 \$252,898,000 \$253,722,000 \$254,546,000 \$255,370,000 \$256,194,000 \$257,018,000 \$257,842,000 \$258,666,000 \$259,490,000 \$260,314,000 \$261,138,000 \$261,962,000 \$262,786,000 \$263,610,000 \$264,434,000 \$265,258,000 \$266,082,000 \$266,906,000 \$267,730,000 \$268,554,000 \$269,378,000 \$270,202,000 \$271,026,000 \$271,850,000 \$272,674,000 \$273,498,000 \$274,322,000 \$275,146,000 \$275,970,000 \$276,794,000 \$277,618,000 \$278,442,000 \$279,266,000 \$280,090,000 \$280,914,000 \$281,738,000 \$282,562,000 \$283,386,000 \$284,210,000 \$285,034,000 \$285,858,000 \$286,682,000 \$287,506,000 \$288,330,000 \$289,154,000 \$290,000,000 \$290,824,000 \$291,648,000 \$292,472,000 \$293,296,000 \$294,120,000 \$294,944,000 \$295,768,000 \$296,592,000 \$297,416,000 \$298,240,000 \$299,064,000 \$299,888,000 \$300,712,000 \$301,536,000 \$302,360,000 \$303,184,000 \$304,008,000 \$304,832,000 \$305,656,000 \$306,480,000 \$307,304,000 \$308,128,000 \$308,952,000 \$309,776,000 \$310,600,000 \$311,424,000 \$312,248,000 \$313,072,000 \$313,896,000 \$314,720,000 \$315,544,000 \$316,368,000 \$317,192,000 \$318,016,000 \$318,840,000 \$319,664,000 \$320,488,000 \$321,312,000 \$322,136,000 \$322,960,000 \$323,784,000 \$324,608,000 \$325,432,000 \$326,256,000 \$327,080,000 \$327,904,000 \$328,728,000 \$329,552,000 \$330,376,000 \$331,200,000 \$332,024,000 \$332,848,000 \$333,672,000 \$334,496,000 \$335,320,000 \$336,144,000 \$336,968,000 \$337,792,000 \$338,616,000 \$339,440,000 \$340,264,000 \$341,088,000 \$341,912,000 \$342,736,000 \$343,560,000 \$344,384,000 \$345,208,000 \$346,032,000 \$346,856,000 \$347,680,000 \$348,504,000 \$349,328,000 \$350,152,000 \$350,976,000 \$351,800,000 \$352,624,000 \$353,448,000 \$354,272,000 \$355,096,000 \$355,920,000 \$356,744,000 \$357,568,000 \$358,392,000 \$359,216,000 \$360,040,000 \$360,864,000 \$361,688,000 \$362,512,000 \$363,336,000 \$364,160,000 \$364,984,000 \$365,808,000 \$366,632,000 \$367,456,000 \$368,280,000 \$369,104,000 \$369,928,000 \$370,752,000 \$371,576,000 \$372,400,000 \$373,224,000 \$374,048,000 \$374,872,000 \$375,696,000 \$376,520,000 \$377,344,000 \$378,168,000 \$378,992,000 \$379,816,000 \$380,640,000 \$381,464,000 \$382,288,000 \$383,112,000 \$383,936,000 \$384,760,000 \$385,584,000 \$386,408,000 \$387,232,000 \$388,056,000 \$388,880,000 \$389,704,000 \$390,528,000 \$391,352,000 \$392,176,000 \$393,000,000 \$393,824,000 \$394,648,000 \$395,472,000 \$396,296,000 \$397,120,000 \$397,944,000 \$398,768,000 \$399,592,000 \$400,416,000 \$401,240,000 \$402,064,000 \$402,888,000 \$403,712,000 \$404,536,000 \$405,360,000 \$406,184,000 \$407,008,000 \$407,832,000 \$408,656,000 \$409,480,000 \$410,304,000 \$411,128,000 \$411,952,000 \$412,776,000 \$413,600,000 \$414,424,000 \$415,248,000 \$416,072,000 \$416,896,000 \$417,720,000 \$418,544,000 \$419,368,000 \$420,192,000 \$421,016,000 \$421,840,000 \$422,664,000 \$423,488,000 \$424,312,000 \$425,136,000 \$425,960,000 \$426,784,000 \$427,608,000 \$428,432,000 \$429,256,000 \$430,080,000 \$430,904,000 \$431,728,000 \$432,552,000 \$433,376,000 \$434,200,000 \$435,024,000 \$435,848,000 \$436,672,000 \$437,496,000 \$438,320,000 \$439,144,000 \$440,000,000 \$440,824,000 \$441,648,000 \$442,472,000 \$443,296,000 \$444,120,000 \$444,944,000 \$445,768,000 \$446,592,000 \$447,416,000 \$448,240,000 \$449,064,000 \$449,888,000 \$450,712,000 \$451,536,000 \$452,360,000 \$453,184,000 \$454,008,000 \$454,832,000 \$455,656,000 \$456,480,000 \$457,304,000 \$458,128,000 \$458,952,000 \$459,776,000 \$460,600,000 \$461,424,000 \$462,248,000 \$463,072,000 \$463,896,000 \$464,720,000 \$465,544,000 \$466,368,000 \$467,192,000 \$468,016,000 \$468,840,000 \$469,664,000 \$470,488,000 \$471,312,000 \$472,136,000 \$472,960,000 \$473,784,000 \$474,608,000 \$475,432,000 \$476,256,000 \$477,080,000 \$477,904,000 \$478,728,000 \$479,552,000 \$480,376,000 \$481,200,000 \$482,024,000 \$482,848,000 \$483,672,000 \$484,496,000 \$485,320,000 \$486,144,000 \$486,968,000 \$487,792,000 \$488,616,000 \$489,440,000 \$490,264,000 \$491,088,000 \$491,912,000 \$492,736,000 \$493,560,000 \$494,384,000 \$495,208,000 \$496,032,000 \$496,856,000 \$497,680,000 \$498,504,000 \$499,328,000 \$500,152,000 \$500,976,000 \$501,800,000 \$502,624,000 \$503,448,000 \$504,272,000 \$505,096,000 \$505,920,000 \$506,744,000 \$507,568,000 \$508,392,000 \$509,216,000 \$510,040,000 \$510,864,000 \$511,688,000 \$512,512,000 \$513,336,000 \$514,160,000 \$514,984,000 \$515,808,000 \$516,632,000 \$517,456,000 \$518,280,000 \$519,104,000 \$519,928,000 \$520,752,000 \$521,576,000 \$522,400,000 \$523,224,000 \$524,048,000 \$524,872,000 \$525,696,000 \$526,520,000 \$527,344,000 \$528,168,000 \$528,992,000 \$529,816,000 \$530,640,000 \$531,464,000 \$532,288,000 \$533,112,000 \$533,936,000 \$534,760,000 \$535,584,000 \$536,408,000 \$537,232,000 \$538,056,000 \$538,880,000 \$539,704,000 \$540,528,000 \$541,352,000 \$542,176,000 \$543,000,000 \$543,824,000 \$544,648,000 \$545,472,000 \$546,296,000 \$547,120,000 \$547,944,000 \$548,768,000 \$549,592,000 \$550,416,000 \$551,240,000 \$552,064,000 \$552,888,000 \$553,712,000 \$554,536,000 \$555,360,000 \$556,184,000 \$557,008,000 \$557,832,000 \$558,656,000 \$559,480,000 \$560,304,000 \$561,128,000 \$561,952,000 \$562,776,000 \$563,600,000 \$564,424,000 \$565,248,000 \$566,072,000 \$566,896,000 \$567,720,000 \$568,544,000 \$569,368,000 \$570,192,000 \$571,016,000 \$571,840,000 \$572,664,000 \$573,488,000 \$574,312,000 \$575,136,000 \$575,960,000 \$576,784,000 \$577,608,000 \$578,432,000 \$579,256,000 \$580,080,000 \$580,904,000 \$581,728,000 \$582,552,000 \$583,376,000 \$584,200,000 \$585,024,000 \$585,848,000 \$586,672,000 \$587,496,000 \$588,320,000 \$589,144,000 \$590,000,000 \$590,824,000 \$591,648,000 \$592,472,000 \$593,296,000 \$594,120,000 \$594,944,000 \$595,768,000 \$596,592,000 \$597,416,000 \$598,240,000 \$599,064,000 \$599,888,000 \$600,712,000 \$601,536,000 \$602,360,000 \$603,184,000 \$604,008,000 \$604,832,000 \$605,656,000 \$606,480,000 \$607,304,000 \$608,128,000 \$608,952,000 \$609,776,000 \$610,600,000 \$611,424,000 \$612,248,000 \$613,072,000 \$613,896,000 \$614,720,000 \$615,544,000 \$616,368,000 \$617,192,000 \$618,016,000 \$618,840,000 \$619,664,000 \$620,488,000 \$621,312,000 \$622,136,000 \$622,960,000 \$623,784,000 \$624,608,000 \$625,432,000 \$626,256,000 \$627,080,000 \$627,904,000 \$628,728,000 \$629,552,000 \$630,376,000 \$631,200,000 \$632,024,000 \$632,848,000 \$633,672,000 \$634,496,000 \$635,320,000 \$636,144,000 \$636,968,000 \$637,792,000 \$638,616,000 \$639,440,000 \$640,264,000 \$641,088,000 \$641,912,000 \$642,736,000 \$643,560,000 \$644,384,000 \$645,208,000 \$646,032,000 \$646,856,000 \$647,680,000 \$648,504,000 \$649,328,000 \$650,152,000 \$650,976,000 \$651,800,000 \$652,624,000 \$653,448,000 \$654,272,000 \$655,096,000 \$655,920,000 \$656,744,000 \$657,568,000 \$658,392,000 \$659,216,000 \$660,040,000 \$660,864,000 \$661,688,000 \$662,512,000 \$663,336,000 \$664,160,000 \$664,984,000 \$665,808,000 \$666,632,000 \$667,456,000 \$668,280,000 \$669,104,000 \$669,928,000 \$670,752,000 \$671,576,000 \$672,400,000 \$673,224,000 \$674,048,000 \$674,872,000 \$675,696,000 \$676,520,000 \$677,344,000 \$678,168,000 \$678,992,000 \$679,816,000 \$680,640,000 \$681,464,000 \$682,288,000 \$683,112,000 \$683,936,000 \$684,760,000 \$685,584,000 \$686,408,000 \$687,232,000 \$688,056,000 \$688,880,000 \$689,704,000 \$690,528,000 \$691,352,000 \$692,176,000 \$693,000,000 \$693,824,000 \$694,648,000 \$695,472,000 \$696,296,000 \$697,120,000 \$697,944,000 \$698,768,000 \$699,592,000 \$700,416,000 \$701,240,000 \$702,064,000 \$702,888,000 \$703,712,000 \$704,536,000 \$705,360,000 \$706,184,000 \$707,008,000 \$707,832,000 \$708,656,000 \$709,480,000 \$710,304,000 \$711,128,000 \$711,952,000 \$712,776,000 \$713,600,000 \$714,424,000 \$715,248,000 \$716,072,000 \$716,896,000 \$717,720,000 \$718,544,000 \$719,368,000 \$720,192,000 \$721,016,000 \$721,840,000 \$722,664,000 \$723,488,000 \$724,312,000 \$725,136,000 \$725,960,000 \$726,784,000 \$727,608,000 \$728,432,000 \$729,256,000 \$730,080,000 \$730,904,000 \$731,728,000 \$732,552,000 \$733,376,000 \$734,200,000 \$735,024,000 \$735,848,000 \$736,672,000 \$737,496,000 \$738,320,000 \$739,144,000 \$740,000,000 \$740,824,000 \$741,648,000 \$742,472,000 \$743,296,000 \$744,120,000 \$744,944,000 \$745,768,000 \$746,592,000 \$747,416,000 \$748,240,000 \$749,064,000 \$749,888,000 \$750,712,000 \$751,536,000 \$752,360,000 \$753,184,000 \$754,008,000 \$754,832,000 \$755,656,000 \$756,480,000 \$757,304,000 \$758,128,000 \$758,952,000 \$759,776,000 \$760,600,000 \$761,424,000 \$762,248,000 \$763,072,000 \$763,896,000 \$764,720,000 \$765,544,000 \$766,368,000 \$767,192,000 \$768,016,000 \$768,840,000 \$769,664,000 \$770,488,000 \$771,312,000 \$772,136,000 \$772,960,000 \$773,784,000 \$774,608,000 \$775,432,000 \$776,256,000 \$777,080,000 \$777,904,000 \$778,728,000 \$779,552,000 \$780,376,000 \$781,200,000 \$782,024,000 \$782,848,000 \$783,672,000 \$784,496,000 \$785,320,000 \$786,144,000 \$786,968,000 \$787,792,000 \$788,616,000 \$789,440,000 \$790,264,000 \$791,088,000 \$791,912,000 \$792,736,000 \$793,560,000 \$794,384,000 \$795,208,000 \$796,032,000 \$796,856,000 \$797,680,000 \$798,504,000 \$799,328,000 \$800,152,000 \$800,976,000 \$801,800,000 \$802,624,000 \$803,448,000 \$804,272,000 \$805,096,000 \$805,920,000 \$806,744,000 \$807,568,000 \$808,392,000 \$809,216,000 \$810,040,000 \$810,864,000 \$811,688,000 \$812,512,000 \$813,336,000 \$814,160,000 \$814,984,000 \$815,808,000 \$816,632,000 \$817,456,000 \$818,280,000 \$819,104,000 \$819,928,000 \$820,752,000 \$821,576,000 \$822,400,000 \$823,224,000 \$824,048,000 \$824,872,000 \$825,696,000 \$826,520,000 \$827,344,000 \$828,168,000 \$828,992,000 \$829,816,000 \$830,640,000 \$831,464,000 \$832,288,000 \$833,112,000 \$833,936,000 \$834,760,000 \$835,584,000 \$836,408,000 \$837,232,000 \$838,056,000 \$838,880,000 \$839,704,000 \$840,528,000 \$841,352,000 \$842,176,000 \$843,000,000 \$843,824,000 \$844,648,000 \$845,472,000 \$846,296,000 \$847,120,000 \$847,944,000 \$848,768,000 \$849,592,000 \$850,416,000 \$851,240,000 \$852,064,000 \$852,888,000 \$853,712,000 \$854,536,000 \$855,360,000 \$856,184,000 \$857,008,000 \$857,832,000 \$858,656,000 \$859,480,000 \$860,304,000 \$861,128,000 \$861,952,000 \$862,776,000 \$863,600,000 \$864,424,000 \$865,248,000 \$866,072,000 \$866,896,000 \$867,720,000 \$868,544,000 \$869,368,000 \$870,192,000 \$871,016,000 \$871,840,000 \$872,664,000 \$873,488,000 \$874,312,000 \$875,136,000 \$875,960,000 \$876,784,000 \$877,608,000 \$878,432,000 \$879,256,000 \$880,080,000 \$880,904,000 \$881,728,000 \$882,552,000 \$883,376,000 \$884,200,000 \$885,024,000 \$885,848,000 \$886,672,000 \$887,496,000 \$888,320,000 \$889,144,000 \$890,000,000 \$890,824,000 \$891,648,000 \$892,472,000 \$893,296,000 \$89



WHY AUXILIUM?

IMPROVED MISSION CAPABILITY



Intelligent Data-Driven Decisions, make informed decisions to optimize your support strategies.

ENHANCED READINESS & RELIABILITY



Maximizing operational efficiency, reduce unexpected breakdowns and extend the lifespan of your assets.

REDUCE TOTAL OWNERSHIP COST



Reduced Costs, minimize downtime, reduce spare parts inventory costs and optimize resource allocation.

QUALITY & COMPLIANCE



Alignment to international standards and specifications, comply with industry regulations and standards.

QUESTIONS



